

# ANNUAL REPORT

Evanridge Sweden 3 AB (publ)

(Corp. Id. 556797-8134)

Consolidated financial statements  
for the year ended 2025-12-31

# Table of contents

Table of contents.....	2
Administration report.....	4
The Group’s activities.....	4
Business Concept.....	4
Operations and organization.....	4
Important events during the financial year.....	5
Financial Overview .....	6
Financial development during 2025.....	6
Important events after the financial year .....	6
Outlook.....	6
Risks and uncertainties.....	6
Operations.....	6
Business Environment .....	6
Financing .....	7
Environment.....	7
Employees .....	7
Outsourcing.....	7
Financial risk and risk management.....	7
Currency risk.....	7
Interest risk.....	7
Credit risk .....	7
Liquidity or Funding risk .....	8
Parent Company .....	8
Proposed allocation of profit.....	8
Consolidated Statement of Comprehensive Income .....	9
Consolidated Statement of Financial Position .....	10
Consolidated Statement of Financial Position .....	11
Parent’s Statement of Profit or Loss .....	12
Parent’s Statement of Other Comprehensive Income.....	12
Parent Company’s Statement of Financial Position .....	13
Parent Company’s Statement of Financial Position .....	14
Consolidated Statement of Changes in Equity .....	15

Parent’s Statement of Changes in Equity..... 16  
Statement of Cash-flow..... 17  
Accounting Principles and notes ..... 18

# Administration report

## **The Group's activities**

The activity of Evanridge Group (The Group) is to invest in properties in Sweden. The primary goal is to create a diverse investment portfolio with an emphasis on large scale residential property.

The Group consists of the parent company Evanridge Sweden 3 AB (publ) (Evanridge) and the subsidiaries Evanridge Intrenact AB, Evanridge Läkaren AB and Pathmaster AB. At December 30 2025 the subsidiaries Evanridge Läkaren AB and Pathmaster AB were sold.

Founded in 2010, Evanridge is dedicated to providing international commercial and residential property investments for individual investors in the UK and overseas, as well as small institutions. The company is managed and controlled by its board of directors. The board benefits from the advice and assistance of Evanridge Properties LLP an established UK property fund business specializing in Swedish property.

## **Business Concept**

The objective of Evanridge Sweden 3 AB is to provide investors with an attractive rate of return from an investment in carefully selected pre-let residential and commercial property portfolios in Sweden.

The Company (acting by suitable SPV companies incorporated in Sweden as wholly owned subsidiaries of the Company) intends to acquire good quality, well located pre-let residential and commercial portfolios in Sweden which offer the prospect of enhanced returns from proactive asset management, combined with efficient financing using bank loans representing up to 75% of the purchase price.

Income generated by the properties will be used to make further investments, amortise the bank loans and cover the operating costs of the Fund. Typically, the properties in which the Company will invest are expected to offer net yields in excess of 6% and to comprise residential apartment blocks with between 20 and 200 apartments. They may also contain elements of commercial property with office, retail or industrial uses.

Over the medium term, the Board aims to achieve an uplift in net rental income and capital value through selective improvement of the properties and their operation, as well as optimising income from under-rented properties and disposing of underperforming properties.

## **Operations and organization**

Evanridge Properties has an established network of partners in Sweden, which includes Hammar Nordic AB, ([www.hammar nordic.se](http://www.hammar nordic.se)) a property management and consultancy company with extensive experience of the Swedish real estate market. Hammar Nordic Holding AB assists in the acquisition and Hammar Nordic AB in subsequent day to day management of the Fund's property portfolio, with a clear remit to maximize investor returns.

The organization and activities of the company are such that it falls within the European legislation dealing with Alternative Investment Funds (The Alternative Investment Fund Managers Directive AIFMD). The company is a Self-Managed investment fund under the terms of the legislation and is registered with the Finansinspektionen under the regime dealing with smaller Alternative Investment Funds.

For the full year ending 31 December 2025, the Evanridge Sweden 3 AB portfolio comprised the following properties.

- **BAGGE 8**  
A retail and office property located in the center of Uddevalla.  
Address: Kungsgatan 12 - 14, Kålgårdsbergsgatan 3, Uddevalla  
Lettable area: 2,862 m2.  
Main tenants: Bankomat AB, Pimpahemma Uddevalla AB, Shaker Mamoul, My Way Tobakslän AB.
- **KRUMMEDIKE 4**  
Residential, retail and office property situated on a pedestrian street in the center of Uddevalla  
Address: Kungsgatan 24 A - C, Kungstorget 1, 2  
Apartments: 19  
Lettable area: 2,863 m2  
Main tenants: Empir Industry AB, Arcus Utbildning & Jobbförmedling AB, Diar & Dion AB, NL Sushibar, Sunny times, Hajah Omar Suleiman.
- **SILVERLOD 4**  
Residential with retail outlet and offices close to city centre in Uddevalla  
Address: Strömstadsvägen 15A-D, Silverlodsgatan 2  
Apartments: 32  
Lettable area: 4,129 m2  
Retail tenant: Lindas Hörna AB.

Sold 30 December 2025, the Evanridge Sweden 3 AB portfolio included the following properties.

- **BANMÄSTAREN 2**  
Residential Apartment Building situated near the centre of Uddevalla in Western Sweden.  
Address: Edingsvägen 8 A-D, 451 52 Uddevalla  
Apartments: 30 (6 x 1 bedroom, 17 x 2-bedroom, 7 x 3 bedroom)  
Lettable area: 1,454 m2
- **LÄKAREN 5**  
Residential Apartment Building situated near the centre of Trollhättan.  
Address: Lasarettsvägen 3-5, 461 52 Trollhättan  
Lettable area: 4,770 m2  
Structure: Residential apartment building configured as 152 student apartments in two blocks. The buildings were constructed in 2006 & 2007 and are in excellent condition. In addition, there is 3000 m2 of unutilized building land attached to the buildings.

### **Important events during the financial year**

Two of the subsidiaries were sold during the year.

## Financial Overview

Group (SEK Thousands)	2025	2024	2023	2022
Revenue	18,170	18,756	17,710	15,873
Result before Tax	5,403	-2,167	4,132	-50,403
Equity/assets ratio, %	57,3	38,2	38,6	37,6
Investment property	119,608	270,898	272,461	266,774
Interest-bearing liabilities	47,698	123,595	126,586	128,073
Balance sheet total	186,949	272,770	276,609	271,040

## Financial development during 2025

- The Group's rental income amounted to SEK 18,169,870 (18,756,068).
- The change in value of investment properties consists of unrealized change in value and amounts to SEK -4,425,000 (-1,813,446). The balance of the portfolio saw a downward trend of 3,60% over the year. The fair value of the properties at the year-end amounted to SEK 119,608,000 (270,898,000). The change in total fair value consists of changes in valuation of the total portfolio of SEK 4,425,000 together with the sale of Läkaren and Pathmaster.
- Evanridge's interest bearing debt is mainly made up of short-term loans under long-term credit agreements. Short-term loans give flexibility in the environment of projected low long-term rates. Previous year's rises in short term rates did not cause a change in the group's policy given the comparatively low gearing within the group and the anticipated length of interest rate instability. In line with this strategy, interest rates have fallen during the year. All such long-term debt is with major Nordic banks on terms standard for property debt within Sweden. They are all presented as short term liabilities.

## Important events after the financial year

There have not been any significant events after the end of the financial year.

## Outlook

Management will concentrate on ensuring continued full occupancy and on continuing to improve the letting position of the Uddevalla portfolio.

## Risks and uncertainties

Evanridge has defined risks and uncertainties in the following areas: operations, the business environment and financing. In accordance with IFRS, management makes assumptions, estimates and assessments that affect the content of financial statements. Actual outcomes may differ from these estimates and assessments, as is made clear in the accounting principles.

### Operations

Operational risks are those related to our core activities, property investment and management. When we acquire properties, both residential and commercial we aim to do so in good locations, seeking to capitalize on high demand and to enjoy strong rates of return with the prospect of growth in value. Occupancy rates within the portfolio are high and the increasing concentration of the group on residential property serves to reduce the risk of major reductions in income from increased vacancies.

### Business Environment

External risks are primarily those within the wider business environment which are not capable of being controlled within the framework of the operations of the business and changes in macroeconomic conditions which affect general market conditions. Evanridge operates in areas where there are significant housing shortages and the board considers that the regulated nature of the residential rental market within Sweden acts to reduce the risk to the business presented by external business conditions. For instance, a rise in interest rates with its corresponding impact on the anticipated expected yield for investment property will tend to arise from increases in the level

of inflation. Such increases in inflation will at the same time result in corresponding rises in the rents which the group is able to charge on its residential properties, although there would be a lag in the timing of these increased rents.

Evanridge is affected by political decisions associated with tax legislation and its interpretation, such as the level of corporate tax or property tax. A change in tax legislation or practice - resulting, for example, in changes to allowable tax deductions or rules on utilizing the carry forward of tax losses - could change Evanridge's future tax situation and thereby impact profits.

### **Financing**

Financial risks refer to an inability to satisfy demand for the necessary amount of capital, which is an essential operational resource. The board monitors the use by the group of borrowing facilities within the lending parameters set by the group's borrowing policy. The group operates in the area of conventional property loans from major banks secured on the property in question.

### **Environment**

The company is not conducting any activities notifiable according to the Swedish environmental code.

### **Employees**

The group did not have any employees during the financial year 2025.

### **Outsourcing**

The group has appointed Evanridge Properties LLP as property adviser which under the agreement provides advice in connection with all acquisition, disposal, property management, tenant, and banking and accountancy matters. The day-to-day management of the property portfolio, rent and service charge collection and other tenant relations matters has been delegated by the Board, subject always to its oversight, control and direction, to Hammar Nordic AB, an experienced firm of real estate managing agents in Sweden.

### **Financial risk and risk management**

The responsibility for the identification of areas of financial risk and the strategies adopted to manage that risk is the responsibility of the board. Subject to a given level of equity finance the board's view is that one of the primary risk areas for a property investment company of this sort is in relation to the level of financial gearing (the proportion of loan finance to property value). The board has set the acceptable limit of this gearing at a total on a consolidated basis of 75% across all properties with a maximum in relation to any one property of 85%. This and other financial matters are reported to and monitored by the board on a quarterly basis.

### **Currency risk**

The Group is not exposed to any internal currency risk in relation to the operation of its business as all transactions and financing is carried out in Swedish krona.

### **Interest risk**

Property investment businesses customarily use loan finance as an integral part of their finance for the purchase of property. Evanridge uses traditional mortgage finance from a major Nordic bank in the acquisition of its portfolios. As stated, the policy in respect of this is that the proportion of loan finance to valuation in respect of such loans, on a consolidated basis, should not exceed 75% across the entire portfolio and not exceed 85% in relation to any one building. In common with most property investment businesses however Evanridge faces a risk in relation to the effect on its profitability of rises in interest rates. In the past some protection against rises in interest rates in relation to one portfolio has been provided by interest rate swaps. Other borrowing is at present on a three-month basis. The Property Adviser monitors the long-term interest rate profile on 3-, 5- and 10-year fixed borrowing in order to advise on switching to longer term interest rate arrangements as appropriate to the investment time scales of the business.

### **Credit risk**

Counterparty risk refers to the risk that, at any moment, it is estimated that Evanridge's counterparties do not fulfill their contractual obligations. Evanridge limits counterparty risk by requiring high credit ratings of the counterparties. High rating is defined to be that no rating agency indicates a rating that is below investment grade. Evanridge's counterparties are the major Nordic banks. The company's cash is placed only in bank accounts in the major Nordic banks, and the Group has not invested in stocks, warrants, funds or other similar items.

### Liquidity or Funding risk

Demands for long-term funding make Evanridge look for long term capital in credit agreements in order to minimize the risk of refinancing. To reach maximum flexibility utilized loans are revolving, i.e. the turnover interest rate is normally within 1-3 months basis. Short term revolving loans lead to flexibility when it comes to fixed interest rate terms.

### Parent Company

The parent company's primary operations are the performance of Group-wide services, in addition to which the parent company owns the shares in Evanridge Intrenact AB.

### Proposed allocation of profit

PROFIT BROUGHT FORWARD	1,448,626
Profit/loss for the year	(330,386)

*The board of Directors proposed allocation*

To be carried forward	1,118,250
-----------------------	-----------

# Consolidated Statement of Comprehensive Income

	NOTES	2025	2024
Rental Income	7	18,169,870	18,756,068
Operating expenses	8	(9,887,565)	(6,275,048)
Maintenance	8	(1,488,935)	(1,488,395)
Property tax	8	(804,342)	(767,474)
Net operating income		<b>5,989,027</b>	<b>10,225,151</b>
Central administration expenses	9	(3,579,306)	(3,658,366)
Other income		16,186	112,626
Net interest			
Interest income	10	3,519	2,300
Interest cost	11	(5,373,362)	(7,035,598)
Profit/loss divested operations	6	8,346,635	-
Income from property management		<b>5,402,699</b>	<b>(353,887)</b>
Change in fair value			
Investment properties	12	(4,425,000)	(1,813,446)
Derivatives	12	-	-
Income before tax		<b>977,699</b>	<b>(2,167,333)</b>
Current tax	13	-	(306,009)
Deferred tax	13	911,550	(170,686)
Total net profit/loss for the year		<b>1,889,249</b>	<b>(2,644,028)</b>
Other Comprehensive Income			
Total net profit/loss for the year		1,889,249	(2,644,028)
Other Comprehensive Income			
Total Comprehensive Income		<b>1,889,249</b>	<b>(2,644,028)</b>

Since there is no minority interest the entire net income is attributable to the shareholders of the parent company.

# Consolidated Statement of Financial Position

ASSETS	NOTES	31 December 2025	31 December 2024
<b>Fixed assets</b>			
Investment properties	5,14	119,608,000	270,898,000
Equipment	15	-	620,648
Deferred tax receivables			
<b>Total fixed assets</b>		<b>119,608,000</b>	<b>271,518,648</b>
<b>Current assets</b>			
Trade and other receivables	25	289,708	172,436
Other short-term financial assets	25	58,982,005	324,947
Current tax assets		-	-
Cash and cash equivalents	25	8,069,168	753,781
<b>Total current assets</b>		<b>67,340,880</b>	<b>1,251,164</b>
<b>Total assets</b>		<b>186,948,880</b>	<b>272,769,812</b>

# Consolidated Statement of Financial Position

EQUITY AND LIABILITIES	Notes	31 December 2025	31 December 2024
Equity	17		
Equity attributable to owners of the parent:			
Share capital		38,233,584	38,233,584
Other capital contribution			
Retained earnings		67,915,266	66,026,016
Non-controlling interest			
Total equity		<b>106,148,850</b>	<b>104,259,600</b>
Liabilities	18		
Long-term liabilities			
Deferred tax liabilities	19	7,725,168	24,683,662
Long-term interest-bearing liabilities		-	1,300,000
Total long-term liabilities		<b>7,725,168</b>	<b>25,983,662</b>
Short-term liabilities			
Trade and other payables		5,136,106	3,197,007
Provisions			
Tax liabilities		67,083	722,407
Derivative financial instruments	20	-	-
Short-term interest-bearing liabilities		47,697,884	123,595,236
Other liabilities		17,896,964	13,296,140
Accrued expenses and prepaid income	22	2,276,825	1,715,760
Total short-term liabilities		<b>73,074,862</b>	<b>142,526,550</b>
Total liabilities		<b>80,800,030</b>	<b>168,510,212</b>
Total equity and liabilities		<b>186,948,880</b>	<b>272,769,812</b>

# Parent's Statement of Profit or Loss

	NOTES	2025	2024
<b>Income</b>			
Other external expenses		(330,379)	(311,366)
Operating profit/loss		(330,379)	(311,366)
Interest income	10	3	-
Interest cost	11	-	(26)
Impairment subsidiary		-	(1,900,000)
Net financial items		(330,376)	(1,900,026)
Group contribution		-	-
Appropriations		-	-
Profit/loss before tax		(330,376)	(2,211,392)
Tax expense	13	-	-
Profit/loss for the year		(330,376)	(2,211,392)

## Parent's Statement of Other Comprehensive Income

No statement of other comprehensive income is required as the parent company has no items to be accounted for under this head.

# Parent Company's Statement of Financial Position

ASSETS	NOTES	31 December 2025	31 December 2024
Fixed assets			
Participations in group companies	16	16,613,118	16,613,118
Long-term receivables, group companies	24	22,920,457	24,093,513
Deferred taxes		-	-
Fixed assets		<b>39,533,575</b>	<b>40,706,631</b>
Current assets			
Other receivables		228	225
Prepaid expenses and accrued income			
Cash and bank		42,531	62,799
Current assets		<b>42,759</b>	<b>63,024</b>
Total assets		<b>39,576,334</b>	<b>40,769,655</b>

# Parent Company's Statement of Financial Position

EQUITY AND LIABILITIES	NOTES	31 December 2025	31 December 2024
Equity	17		
<i>Restricted equity</i>			
Share capital		38,233,584	38,233,584
Total restricted equity		<b>38,233,584</b>	<b>38,233,584</b>
<i>Non-restricted equity</i>			
Share premium		1,448,626	3,660,018
Retained earnings		0	0
Net income/loss for the year		(330,376)	(2,211,392)
Total non-restricted equity		<b>1,118,250</b>	<b>1,448,626</b>
Total equity		<b>39,351,834</b>	<b>39,682,210</b>
Liabilities	18		
<i>Long-term liabilities</i>			
Group liabilities		-	883,070
Total long-term liabilities		-	<b>883,070</b>
<i>Short-term liabilities</i>			
Trade and other payables		107,000	86,875
Tax liabilities		-	-
Other short-term liabilities		7,500	7,500
Accrued expenses and prepaid income	22	110,000	110,000
Total short-term liabilities		<b>224,500</b>	<b>204,375</b>
Total liabilities		<b>224,500</b>	<b>1,087,445</b>
Total equity and liabilities		<b>39,576,334</b>	<b>40,769,655</b>
Pledged assets		None	None
Contingent liabilities		None	None

# Consolidated Statement of Changes in Equity

SEK	NOTES	SHARE CAPITAL	RETAINED EARNINGS	TOTAL ATTRIBUTABLE TO OWNERS OF PARENT	NO CONTROLLING INTEREST	TOTAL EQUITY
	17					
Balance at 1 January 2025		38,233,584	66,026,016	66,026,016		104,259,600
<b>Dividends</b>						
Issue of share capital						
Profit/loss for the year			1,889,249	1,889,249		1,889,249
Other comprehensive income						
Balance at 31 December 2025		38,233,584	67,915,266	67,915,266		106,148,850

SEK	NOTES	SHARE CAPITAL	RETAINED EARNINGS	TOTAL ATTRIBUTABLE TO OWNERS OF PARENT	NO CONTROLLING INTEREST	TOTAL EQUITY
	17					
Balance at 1 January 2024		38,233,584	68,670,045	68,670,045		106,903,628
<b>Dividends</b>						
Issue of share capital						
Profit/loss for the year			(2,644,028)	(2,644,028)		(2,644,028)
Other comprehensive income						
Balance at 31 December 2024		38,233,584	66,026,016	66,026,016		104,259,600

# Parent's Statement of Changes in Equity

SEK	NOTES	SHARE CAPITAL	OTHER CAPITAL CONTRIBUTION	RETAINED EARNINGS	TOTAL ATTRIBUTABLE TO OWNERS OF PARENT
	17				
Balance at 1 January 2025		38,233,584		1,448,626	39,682,210
<b>Dividends</b>					
Issue of share capital					
Profit/loss for the year				(330,376)	(330,376)
Other comprehensive income					
Balance at 31 December 2025		38,233,584		1,118,250	39,351,834
	17				
Balance at 1 January 2024		38,233,584		3,660,018	41,893,602
<b>Dividends</b>					
Issue of share capital					
Profit/loss for the year				(2,211,392)	(2,211,392)
Other comprehensive income					
Balance at 31 December 2024		38,233,584		1,448,626	39,682,210

# Statement of Cash-flow

SEK	Notes	GROUP		PARENT	
		2025	2024	2025	2024
Cash flow from operating activities					
Profit before unrealized changes in value		(2,943,936)	(353,887)	(330,376)	(311,392)
Adjustments for items not included in cash flow			233,928		
Taxes paid		(552,729)	(10,323)	(0)	(0)
Cash flow before change in working capital		(3,496,665)	(130,282)	(330,376)	(311,392)
<i>Change in working capital</i>					
Current receivables		(58,968,024)	1,009,003	(3)	(174)
Current liabilities		12,651,729	1,029,443	20,125	56,875
Change in working capital		(46,316,295)	2,038,446	20,122	56,701
Cash flow from operating activities		(49,812,960)	1,908,164	(310,254)	(254,691)
Investing activities					
Investment in properties	5	-	(250,446)		
Disinvestments in equipment		233,928	-		
Long-term receivables				289,986	266,376
Cashflow from divested operations		65,080,178	-		
Investments in financial assets		(4,367,408)			
Cash flow from (used in) investing activities		60,946,698	(250,446)	289,986	266,376
Cash flow from financing activities					
Interest-bearing liabilities			300,000		
Interest-bearing liabilities repaid		(3,818,351)	(2,990,764)		
Proceeds from issue of share capital	17				
Cash flow from (used in) financing activities		(3,818,351)	(2,690,764)		
Cash and cash equivalents, beginning of year		753,781	1,786,827	62,799	51,114
Net change in cash and cash equivalents		7,315,387	(1,033,046)	(20,268)	11,685
Cash and cash equivalents, end of year		8,069,168	753,781	42,531	62,799

# Accounting Principles and notes

## 1. Nature of operations

The principal activities of Evanridge Sweden 3 AB (publ) and its subsidiaries are investing in and administering properties in Sweden.

## 2. General information and statement of compliance with IFRSs

Evanridge Sweden 3 AB (publ), the Group's parent company, is a public limited liability company incorporated and domiciled in Sweden. Its registered office and principal place of business is Staveredsgatan 20, 46 125 Trollhättan, Sweden. Evanridge Sweden 3 AB's shares are owned by individual investors and small pension funds, substantially within the United Kingdom.

The financial reports of Evanridge Sweden 3 AB (publ) for the financial year ending December 31, 2025, have been approved by the Board of Directors and the Chief Executive Officer for publication on 26<sup>th</sup> May 2026, and will be proposed to the 2026 Annual General Meeting for adoption.

### 2.1. Basis for accounting

Evanridge Group's accounts have been prepared in accordance with the IFRS standards adopted by the EU. In addition, the consolidated accounts have been prepared according to Swedish law by application of the Swedish Financial Reporting Board's recommendation RFR 1 (Complementary accounting principles for consolidated accounts).

The consolidated accounts are prepared based on the concepts of, fair value of investment properties and derivatives, nominal value for deferred tax and acquisition value for the remaining items. The group is not listed or in the process of being listed, therefore, the group does not apply IAS 33, Earnings per share or IFRS 8, Segment reporting.

The Annual Report of the parent company has been prepared according to the Annual Accounts Act and according to the Swedish Financial Reporting Board's recommendation RFR 2, Accounting for legal entities. RFR 2 states that a legal entity shall apply the same IFRS/IAS that is applied in the consolidated financial statements, with exceptions for and the addition of rules and laws primarily relating to the Annual Accounts Act, and with consideration of the relationship between accounting and taxation. Differences in accounting principles between the Group and the parent company are presented below:

- The income statement and balance sheet for the parent company are presented according to the Annual Accounts Act schedules.
- Participation in subsidiaries is reported in the parent company using the cost model. In cases where the carrying amount of the participation exceeds the subsidiary's fair value, an impairment loss is charged to the income statement. Where the grounds for a previous

impairment charge no longer exist, the impairment loss is reversed. Contingent liabilities for the benefit of subsidiaries are financial guarantees and are accounted for in accordance with RFR 2, i.e. they are not accounted for as provisions, but instead Evanridge provides information in the notes.

### **3. Standards, amendments to and interpretations of existing standards that are not yet effective and have not been adopted early by the Group**

At the date of authorization of these financial statements, no new standards and amendments to existing standards have been published by the IASB that are not yet effective and have not been adopted early by the Group. Information on those expected to be relevant to the Group's financial statements is provided below.

Management anticipates that all relevant pronouncements will be adopted in the Group's accounting policies for the first period beginning after the effective date of the pronouncement. New standards, interpretations and amendments not either adopted or listed below are not expected to have a material impact on the Group's financial statements.

IFRS 18 Presentation and Disclosure in Financial Statements replaces IAS 1 Presentation and Disclosure in Financial Statements for financial years beginning on or after 1 January 2027. Evaluation is currently underway of the impact of the application of the new standard to Evanridge financial statements. Otherwise, no new or amended standards that have not yet entered into force are expected to have any material effect on the Group's financial statements.

### **4. Standards that have been implemented this year**

No new standards have been implemented this year which impact on the financial statements.

### **5. Summary of accounting policies**

#### **5.1. Overall considerations**

The consolidated financial statements have been prepared using the significant accounting policies and measurement bases summarized below.

#### **5.2. Basis of consolidation**

The Group financial statements consolidate those of the parent company and all of its subsidiaries as of 31 December 2025. All subsidiaries have a reporting date of 31 December.

All transactions and balances between Group companies are eliminated on consolidation, including unrealized gains and losses on transactions between Group companies. Where unrealized losses on intra-group asset sales are reversed on consolidation, the underlying asset is also tested for impairment from a group perspective. Amounts reported in the financial statements of subsidiaries have been adjusted where necessary to ensure consistency with the accounting policies adopted by the Group.

Profit or loss and other comprehensive income of subsidiaries acquired or disposed of during the year are recognized from the effective date of acquisition, or up to the effective date of disposal, as applicable.

### 5.3. Classification

Fixed assets and long-term liabilities consist of items that are expected to be retained or maturing more than twelve months from the balance sheet date. Current assets and short-term liabilities consist of items that are expected to be retained or settled in less than twelve months from the balance sheet date.

### 5.4. Critical assessments

Accounts completed in accordance with the IFRS and generally accepted accounting principles require the making of assessments and assumptions affecting recorded assets, liabilities, income and cost, as well as other information in the accounts. These assessments and assumptions are based upon historical experience and other factors which are considered fair under current conditions. Actual outcome may differ from these assessments if other assumptions are made or other conditions exist.

#### Investment properties

For valuation of investment properties, assessments and assumptions can have a significant effect on the income and financial position of the Group. These valuations require estimates and assumptions of future cash flows and the discounting factor (required yield). To reflect the uncertainty that exists in the assessments and the assumptions, an uncertainty range of +/- 5 to 10% is normally used in property valuations.

#### Deferred tax liability

According to the accounting principles applied in the preparation of the accounts, deferred tax is to be accounted for using the nominal tax rate without discount, i.e. for the next year a 20,6 % corporate tax rate. Actual tax is often considerably lower, in part due to the possibility of properties being sold in a tax-efficient manner, and in part due to the time factor.

### 5.5. Consolidated financial statements

The Group's balance sheet and income statement include all companies where the parent company has direct or indirect control, which is obtained when Evanridge achieves voting majority. All companies in the Group are wholly owned and there are no associated companies or joint ventures. In addition to the parent company, the Group comprises the subsidiary listed in note 15 and its respective sub-group. The consolidated financial statements are based upon the accounts for all subsidiaries as of December 31. The consolidated financial statements are prepared according to the acquisition method. This means that shareholders' equity in the subsidiaries at the time of acquisition, calculated as the difference between the fair value of the assets and liabilities, is fully eliminated. The shareholders' equity of the Group includes only the part of shareholders' equity in the subsidiaries that has been earned after acquisition. The consolidated income statement includes companies acquired or sold during the year only for the period of ownership. Intra-group sales, income, losses and balances are eliminated in the consolidated accounts. The entities are all Swedish, therefore, the Group does not account for any exchange differences.

All acquisitions are considered to be asset purchases.

## 5.6. Revenue

### Rental income

Rental income, which from an accounting perspective represents income from operating leases, is invoiced in advance and recorded as a linear allocation in the income statement, based on the terms in the contract. Rental income includes supplementary charges for the tenant, such as debited property tax and heating costs. Pre-paid rents are recorded as deferred rental income.

In cases where a lease during a certain period of time offers a reduced rent, corresponding to a higher rent at another point in time, this lower/higher rent is accrued over the leasing period. Pure discounts, such as a reduction for the period when a tenant moves in, are recorded in the income statement for the period in which they are given.

### Revenue from property sales

Income from property sales is entered as at the contract date unless there exist special conditions in the purchasing agreement. Sales of properties through companies are accounted for net in respect of the underlying property price and calculated tax. The result of property sales is accounted for as a change in value and on the basis of the difference between the received sales price, after deduction of sales costs and the recorded value in the latest annual report, with adjustment for capitalized investments after the latest annual report.

### Financial income

Financial income consists of interest rate income and is recorded as income in the period to which it refers. Group contributions received and anticipated dividends are also recorded as financial income.

## 5.7. Financial cost

Financial costs include interest and other costs that occur when borrowing money. The cost of 'Pledging' or registering charge costs for mortgages are not considered financial costs and are capitalized as property investments since it increases valuation. Financial costs are accounted for in the period to which they refer. Financial costs also include the interest cost for interest-rate derivatives. Payments for these interest-rate derivatives are accounted for in the period to which they refer. Net financial items are not affected by market valuation of interest rate derivatives which are in place. Instead, changes in market value of interest-rate derivatives are recorded as changes in value under a separate headline.

## 5.8. Employee benefits

The Group has no employees.

## 5.9. Income taxes

Income tax in the income statement is divided into current and deferred tax. Income tax is recorded in the income statement except when related to transactions recorded directly in the equity section of the balance sheet. In these cases, related tax effects are also recorded directly in equity. Current taxes are calculated based on the current tax rate, 20,6%. Open claims in the income tax return that contain a certain degree of uncertainty are taken into consideration in the tax calculation at the earliest in the year after the fiscal year, after taxation has been assessed by the tax authorities.

### Deferred tax

Deferred tax is recorded in The Group using the balance method, for all temporary differences between an asset's or a liability's book value and its tax-basis value. This means that there is a tax liability or a tax asset that falls due for payment on the date at which the asset or liability is realized. Exceptions are made for temporary differences that arise from the initial accounting for assets and liabilities relating to asset acquisitions. The Group has two items that contain temporary differences - investment properties and tax losses carried forwards. Deferred tax assets related to tax losses carried forwards are not recorded, since it is probable that future taxable income will be available, but it is not known when, which may be utilized to offset the tax loss. Deferred tax liability is calculated on the difference between the book value of the properties and their tax basis value. For changes in either of the two items above, the deferred tax liability/tax asset is also changed, which is recorded in the income statement as deferred tax. The Group has recorded all company acquisitions completed during the year as asset acquisitions, meaning that deferred tax at the time of acquisition is not accounted for in the balance sheet.

### Current tax

Current tax, the tax the company must pay on taxable income for the year, is recorded in the income statement. It includes adjustments for previous periods.

## 5.10. Leases

IFRS 16 was adopted on 1 January 2019. Since the group has no leasing contracts as a lessor it does not impact the financial statement.

From an accounting perspective, all existing rental leases related to The Group's investment properties are classified as operational leases. Refer to accounting principles for income and note 5.6 for further information on accounting for leases.

Site leasehold is, from an accounting perspective, an operational lease. The ground rent is accounted for in the income statement for the period to which it refers. There are a small number of leases of insignificant value, where The Group is the lessee. These leases are also accounted for as operational leases. Payments made during the leasing period are recorded as running costs in the income statement, distributed over the leasing period.

## 5.11. Investment property

Investment properties are properties held to earn rentals or for capital appreciation, or both.

### Valuation

Investment properties are initially recorded at acquisition cost which includes expenses directly related to the acquisition and are subsequently recorded at fair value with changes in value being taken to the income statement. Fair value is calculated by reference to ongoing discussions for the disposal of the properties and previous independent valuations carried out by Nordier.

### Change in value

Changes in value are recorded in the income statement and consist of unrealized as well as realized changes in value. Unrealized value is calculated based on the valuation at the end of the financial year compared with the previous year's valuation, or the acquisition value if the property has been acquired during the year, with the addition of capitalized subsequent expenditure. For properties sold during the year, unrealized changes in value are recorded and calculated based on the valuation at the latest interim report prior to the sale, compared to the valuation at the end of the previous year with adjustment for capitalized subsequent expenditure during the period.

### Subsequent expenditure

Subsequent expenditure which leads to economic benefits for the company, i.e. increase the valuation of the property and can be reliably calculated are capitalized. Costs for repairs and maintenance are accounted for in the income statement for the period in which they occur. For any major new construction during the period, costs are capitalized.

### Acquisitions and sale

For acquisition or sale of properties or companies, the transaction is entered as at the signing date, unless special conditions exist in the purchasing contract.

## 5.12. Tangible fixed assets

Tangible fixed assets comprise all equipment, which has been recorded at acquisition value, including deduction of accumulated depreciation according to the group's depreciation policy and any impairment. Acquisition value includes purchase price and costs directly related to the acquisition, e.g., transport-to-site and costs associated with bringing the asset in to use for its proper purpose. Depreciation on equipment is based on historical acquisition values after deduction of subsequent write-downs. Residual value is assumed to be non-existent. Depreciation of assets acquired during the year is calculated with reference to the date of acquisition. Depreciation is linear, which means equal depreciation during the period of use, normally five years, except for computers that are expected to have a three-year period of use.

### 5.13. Financial instruments

Financial instruments recorded in the balance sheet include assets such as cash-and-bank, lease receivables, other receivables and long-term receivables and liabilities such as interest rate derivatives, accounts payable, other liabilities and loans.

Financial instruments are initially recorded at fair value equivalent to acquisition value, with the addition of transaction costs, except for financial instruments which are recorded at fair value through the income statement, where transaction costs are excluded. Following the initial recognition, accounting is based on the classification made according to the criteria below. Financial transactions such as cash received or paid as interest and amortization are recorded on the settlement day of the bank holding the account, while other payments are recorded on the accounting date of the bank holding the account.

A financial asset is derecognized when the contractual rights are realized, expire or the company loses control over it. A financial liability is removed from the balance sheet when the contractual obligation has been fulfilled or otherwise extinguished.

#### **Cash and bank**

Cash and cash equivalents consist of bank balances at the accounting date and are recorded at nominal value.

#### **Receivables**

Financial assets that are not derivatives, with fixed or determinable payments that are not quoted in an active market, are recorded as receivables. In the Group, these are primarily lease receivables and other receivables. Receivables have been valued at the amount expected to be received, meaning they are recognized at cost, less provision for doubtful receivables. Reservation for doubtful receivables is made when there is an objective risk assessment that The Group will not receive the full claim. Receivables in the parent company consist solely of receivables from subsidiaries, which are reported at acquisition value.

#### **Liabilities**

Liabilities refer to credits and operating liabilities such as accounts payable. In cases where short-term credits are recognized as covered by unutilized long-term credit agreements these are also considered to be long-term. The loans are recognized in the balance sheet on the settlement date and measured at amortized cost. Accrued unpaid interest is reported under accrued expenses. Liabilities are recognized when the counterparty has performed and a contractual obligation to pay exists, even if an invoice has not been received. Accounts payable are recognized when invoices are received. Accounts payable and other operating liabilities with short maturities are recognized at nominal value.

## Foreign currency

Transactions in foreign currencies are translated to Swedish kronor (SEK) at the spot exchange rate of the transaction. Monetary assets and liabilities are translated at the rate on the balance sheet date.

### 5.14. Shareholders' equity

#### Dividends

Dividends are accounted for as a deduction from shareholders' equity, after decision by the Annual General Meeting (AGM). Anticipated dividend is accounted for as financial income by the recipient.

### 5.15. Provisions

Provisions are liabilities which are uncertain regarding timing or amount. A provision is recognized when there are contractual obligations, court order or other legal grounds likely to involve future payments. The amounts are continuously reassessed. Liabilities due in more than one year are estimated using discounting.

### 5.16. Cash flow statement

The cash flow statement has been prepared according to the indirect method. Net profit or loss is adjusted for effects of non-cash transactions during the period as well as income or costs associated with the cash flow from investment or financing activities. Cash and cash equivalents refers to cash and bank.

## 6. Acquisitions and divestments

### 6.1. Divestments 2025

30 December 2025, the Evanridge Sweden 3 AB portfolio sold the following properties:

- **BANMÄSTAREN 2**  
Residential Apartment Building situated near the centre of Uddevalla in Western Sweden.  
Address: Edingsvägen 8 A-D, 451 52 Uddevalla  
Apartments: 30 (6 x 1 bedroom, 17 x 2 bedroom, 7 x 3 bedroom)  
Lettable area: 1,454 m<sup>2</sup>
- **LÄKAREN 5**  
Residential Apartment Building situated near the centre of Trollhättan.  
Address: Lasarettsvägen 3-5, 461 52 Trollhättan  
Lettable area: 4,770 m<sup>2</sup>

Structure: Residential apartment building configured as 152 student apartments in two blocks. The buildings were constructed in 2006 & 2007 and are in excellent condition. In addition, there is 3,000 m<sup>2</sup> of unutilized building land attached to the buildings.

The divested operations have a turnover of SEK 12 230 394 and have a combined operating profit of SEK 4 024 042 for 2025. The divestments resulted in a profit of SEK 8 346 635, which is reported as "Profit from divested operations" in Consolidated Statement of Comprehensive Income.

## Net assets in the divested operations at the time of the sale

	2025
Properties	146,865,000
Other plant and equipment	386,720
Financial assets	4,367,408
Trade receivables and other receivables	209,515
Cash and cash equivalents	987,225
Interest-bearing liabilities	73,379,000
Trade payables and other liabilities	5,575,241
Deferred tax liabilities	16,140,859
Net identifiable assets and liabilities	57,720,768
Purchase consideration	66,067,403
Less: Cash and cash equivalents	(987,225)
Net effect on cash and cash equivalents	65,080,178

## 7. Rental income

### Rental income

Group rental income was SEK 18,169,870 (18,756,068). Rental income consists of the rental value with deduction of the value of vacant premises during the year. Rental value refers to the rental income received and the estimated market rent of unlet premises. The rental value also includes supplementary charges for the customer, such as heating and property tax. Rental levels in both portfolios were on the same level as in the previous year.

### Renegotiation

Commercial leases, for which rents are paid quarterly in advance, are signed for a certain period of time, which means that a change in the market rents do not have an immediate effect on rental income. Rental levels can only be changed when the lease in question is due for renegotiation. The rental levels of the Group are considered to be in line with the market.

Residential rates are determined in line with the regulatory system within Sweden and hence by definition are in line with market rates.

### Economic occupancy rate

The Group's activities are split in to the letting of residential property and commercial/industrial property. The occupancy rate in respect of residential property was 97% (97%).

The average occupancy rate in respect of commercial property was 40,5% (40,5%) estimated on the basis of economic value. It's hard to find new tenants in central areas.

### Risk exposure and credit risk

The commercial portfolio within the existing Intrenact portfolio is spread between a number of tenants with a spread of lease lengths and covenant strength as a means of managing vacancy and credit risk within the portfolio. The commercial tenant mix included insurance brokers, retail outlets, IT specialists and training and staffing company. The residential portfolio which had 98% occupancy at the year-end has 51 apartments let to the occupiers with a traditionally very low rate of default on rent owing.

### **Rent receivables**

Rents are invoiced and paid in advance. Overdue rents are approximately 3,5% (1,2%).

### **Parent company**

The parent company's activities consist only of central group functions, and any turnover comprises intra-group services.

## **8. Property costs**

Property costs in 2025 were SEK 15,760,149 (12,189,253). The costs include both direct property costs such as costs of operation, maintenance, ground rent and property tax, and indirect costs such as leasing and property management.

### **Operating expenses**

Operating expenses include costs such as repairs, electricity, heating, water, facilities management, cleaning, insurance, rent losses and property-specific marketing costs. Some operating expenses are recharged to tenants as a supplement to the rent. Operating expenses for 2025 were SEK 9,887,565 (6,275,047).

### **Maintenance**

Maintenance costs are ongoing measures to maintain the property's standard and technical systems. The maintenance costs were SEK 1,488,935 (1,488,395).

### **Ground Rent**

Ground rent for 2025 was payable in respect of buildings in the Intrenact portfolio at a rate of SEK 0 (0).

### **Property tax**

The Group's property tax was SEK 804,342 (767,474). Property tax is a state tax based on the property's tax assessment value. The tax rate for 2025 was 0.5% for industrial property and 1% for commercial property.

### **Leasing and property management**

The Group has not signed any leasing agreements.  
Parent company

The parent company's activities consist of only group-wide functions.

## 9. Central Administrative Expenses

Central administrative expenses include costs of portfolio management and company administration. It includes the costs relating to Hammar Nordic and Evanridge Properties LLP together with all accounting and audit costs.

### Employee benefits expenses

No employees have been employed in the Group or parent. No salary or pensions have been paid. Compensation has been paid to the Board of Directors totalling SEK 112,500 (112,500) in the year. The Group has paid no other remuneration or benefits to the Board of Directors.

### Remuneration to auditors

	GROUP		PARENT	
	2025	2024	2025	2024
Audit assignment	208,505	206,161	144,844	142,500
Audit in addition to the audit assignment				
Tax consulting				
Other consulting				
<b>Total</b>	<b>208,505</b>	<b>206,161</b>	<b>144,844</b>	<b>142,500</b>

## 10. Interest and Financial Income

Finance income for the reporting periods consists of the following

(SEK Th)	GROUP		PARENT	
	2025	2024	2025	2024
Interest income from cash and cash equivalents	-	-	-	-
Interest income on financial assets carried at amortized cost and AFS financial assets	3	2	3	-
Profit discontinued operations	-	-	-	-
Fair value gains on forward exchange contracts held for trading	-	-	-	-
Gains on AFS assets reclassified from other comprehensive income	-	-	-	-
	<b>2</b>	<b>2</b>	<b>3</b>	<b>-</b>

## 11. Interest and financial Cost

(SEK Th)	GROUP		PARENT	
	2025	2024	2025	2024
<b>Interest expense for borrowings at amortized cost:</b>				
Subordinated shareholder loan	-	-	-	-
Other borrowings at amortized cost	(5,373)	(7,036)	-	-
<b>Interest expense for finance lease arrangements</b>	-	-	-	-
	(5,373)	(7,036)	-	-

## 12. Changes in value

### 12.1. Investment properties

The change in value in 2025 amounted to SEK -4,425,000 (-1,813,446). Valuations were carried out based on ongoing disposal discussions. The valuation was divided into the amounts in respect of each property.

Intrenact - The Intrenact portfolio was valued at SEK 119,608,000 (124,033,000). A decrease over the previous year which is in line with expectations.

## 13. Tax expense

The Swedish income tax for limited liability companies is 20,6%. In the income statement, income tax is recorded as two entries, current tax and deferred tax. Current tax is based on the taxable income for the year, which is lower than the recorded net income for the year. This is mainly an effect of the ability of the group to use tax depreciation on buildings, to use direct tax deductions for certain reconstruction of the properties, which are capitalized in the accounts, and to utilize existing tax losses carried forwards.

Deferred tax is a provision for the future tax which will be paid when the properties are sold, and the depreciation for tax purposes and the capitalized investments deducted for tax purposes are reversed. Swedish accounting legislation does not permit the presentation of properties at fair value in legal entities, meaning that changes in property values only occur at Group level and thus does not affect taxation. Interest rate swaps are recorded at fair value at group level and at cost basis at entity level, thus leading to temporary differences. All deferred taxes are calculated at the tax rate 20,6%.

(SEK Th)	GROUP		PARENT	
	2025	2024	2025	2024
Profit/loss before tax	978	(2,167)	(330)	(2,211)
Domestic tax rate	20,6%	20,6%	20,6%	20,6%
Expected tax expense/income	(201)	446	68	456
<b>Adjustment for non-deductible expenses:</b>				
Other non-taxable income	-	-	-	-
Other non-deductible expenses	1,113	(922)	(-)	(391)
Change of tax rate	-	-	-	-
Actual tax expense expense/income		(476)	-	-
<b>Tax expense comprises:</b>				
Current tax expense		(306)	-	-
Deferred tax expense:	912	(171)		
<b>Change of tax rate</b>				
Origination and reversal of temporary differences	4,960	(2,843)		
Utilization of previously recognized tax loss carryforwards	(4,960)	2,843	(68)	(64)
Deferred tax expense (income), recognized directly in other comprehensive income				

#### 14. Investment property

Investment property includes real estate properties in Sweden, which are owned to earn rentals and for capital appreciation. The Parent Company does not own any investment properties.

#### 14.1. Schedule of the changes during the year

(SEK Th)	GROUP		PARENT	
	2025	2024	2025	2024
Opening balance	272,711	272,461		
New construction, extension and reconstruction	-	250		
Business combination				
Sales	(148,678)			
Reclassification				
Unrealized changes in value	(4,425)	(1,813)		
Closing balance 31 December	119,608	270,898		

#### 14.2. Schedule of tax assessment value

(SEK Th)	2025	2024
Buildings	56,575,000	147,175,000
Land	22,576,000	37,944,000
Total tax assessment value	79,151,000	185,119,000
	2024	2024
Rental income from investment properties	18,170,	18,756,
Property costs for investment properties	(15,760,)	(12,189,)

### 14.3. Significant obligations

The Group has no significant obligations to acquire or sell any investment property.

### 14.4. Valuation model

#### Valuation theory

The value of the real estate portfolio is based on the discount cash flow method and direct capitalization method. The valuation is thus under IFRS 13, level 3.

#### External valuation and Uncertainty range

A property's market value can only be confirmed when it is sold. Property valuations are calculations performed according to accepted principles on the basis of certain assumptions. It is thought that, in line with previous years, the valuations performed for Evanridge indicate a sensitivity of plus or minus approximately 5%.

### 14.5. Development projects and building rights

The Group has no development projects at the year end.

## 15. Equipment

Equipment is depreciated over 5 years. The Parent Company does not own any investment properties.

### 15.1. Schedule of the changes during the year

(SEK Th)	GROUP		PARENT	
	2025	2024	2025	2024
Opening balance	621	855		
<b>Business combination</b>				
Acquisitions (Asset purchase)	-	-		
Sales	(621)	-		
Depreciation	-	(234)		
Closing balance 31 December	-	621		

## 16. Participation in Group Companies

Name of the Subsidiary	Country of incorporation and principal place of business	Principal activity	Proportion of ownership interests held by the Group at year end	
			2025	2024
<b>Evanridge Intrenact AB, 556703-5620</b>	Trollhättan, Sweden	Owning and managing of properties	100%	100%
		Booked value	16,613,118	16,613,118
<b>Evanridge Läkaren AB, 556684-2810</b>	Trollhättan, Sweden	Owning and managing of properties	-	100%
<b>Pathmaster AB, 559190-8008</b>	Trollhättan, Sweden	Owning and managing of properties	-	100%

## 17. Shareholders' Equity

### 17.1. Items in shareholders' equity

#### Share capital

The share capital of Evanridge is split into A shares and B shares. All shares are fully paid ordinary shares with a nominal (par) value of SEK 1 per share.

The B shares (which are held beneficially by the management team) carry certain profit-sharing rights subject to the attainment of investment targets. Evanridge Founder Shareholder LLP as the sole holder of "B" Shares in the Company is entitled to a contingent profit share which will take effect as a deferred preferred dividend on the "B" Shares (such profit share being the "Carried Interest"). The Carried Interest will be calculated as 20% of the excess total profit arising to the Shareholders over and above the amount subscribed by them and a simple annual rate of return of 10% (the "Priority Return"). Their rights to vote are restricted in certain specified circumstances. Subject to the above, all shares are equally eligible to receive dividends and the repayment of capital and represent one vote at shareholders' meetings of Evanridge Sweden 3 AB (publ). All shares are fully paid and there are no restrictions regarding dividend or other types of repayment.

There is no potential common stock such as convertible shares, or preferential rights to accumulated dividend (preference shares).

	2025	2024
<b>Shares issued and fully paid:</b>		
Beginning of the year	38,223,584	38,223,584
Issued on exercise of employee share options	-	-
Share issue, private placement	-	-
Shares issued and fully paid	-	-
Shares authorized for share based payments	-	-
<b>Total shares authorized at 31 December</b>	<b>38,223,584</b>	<b>38,223,584</b>
A shares	37,733,584	37,733,584
B shares	500,000	500,000

#### Other capital contribution

Other capital contribution is shareholders' equity contributed by shareholders.

#### Retained earnings

Retained earnings relates to earnings earned in the Group. The Group's earlier allocation to restricted reserves is also included in this item.

## Restricted and non-restricted equity in the parent company

According to the Swedish Companies Act shareholders' equity is made up of restricted (non-distributable) and non-restricted (distributable) equity. Dividends to the shareholders may only be such that after the distribution there is full coverage for restricted equity in the parent company. Further, distribution of profits may only be made if it is justified with respect to the demands put on the amount of equity needed by the type of business, the extent of operational risk, company and Group consolidation needs and liquidity and financial position in general.

### Dividend

Dividends are proposed by the Board of Directors according to the rules of the Companies Act and decided by the annual general meeting.

The amount is recorded as a liability after the annual general meeting has approved the dividend.

## 17.2. Capital Structure

The group's capital structure is that shareholders' equity is geared by the use of traditional mortgage finance. The resulting funds are utilized for the purchase of investment properties. Control over the structure is exercised by limiting the extent of gearing so that borrowing on a consolidated basis across all portfolios should not exceed a loan to value ratio of 75% and that the loan to value ratio in respect of any one building should not exceed 85%. The cash flow resulting from the portfolio investments after the payment of the group's operational and central expenses is to be utilized for the paying down of debt.

## 18. Liabilities

(Sek Th)	GROUP		PARENT	
	2025	2024	2025	2024
Non-interest-bearing liabilities due within one year of the balance sheet date	25,377	18,931	225	204
Interest-bearing liabilities due within one year of the balance sheet date	47,698	123,595		
1-5 years of the balance sheet date	73,075	142,527	225	204
5 years after the balance sheet date	-	1,300	-	883
Total liabilities excl. deferred tax liability and derivatives	73,075	143,827	225	1,087

## 19. Deferred tax

### Tax loss carry forward

The Group's tax losses carried forwards as at December 31, 2025 are estimated at TSEK 951 (5,911). The change is detailed in note 13. These are not booked in the accounts as the timing horizon isn't known.

### Surplus- and sub value of properties for tax purposes

When calculating the tax effect on a sale of all properties in the Group, the book value in the Group must be compared to the residual value for tax purposes in the legal entity. This means that if all of The Group's properties were sold, the taxable net profit could deviate from the recorded profit in the Group.

The table below shows the deferred tax in accordance with IFRS. Thus, accounting for asset purchase, valuation of investment properties and interest-rate derivatives by adjustment to fair value and accounting for tax-losses carried forward has affected the deferred tax. Historical temporary differences in the subsidiaries have not affected the deferred tax liability in accordance with IFRS.

(SEK Th)	2025		2024	
Deferred tax liability	Basis	Tax	Basis	Tax
<i>Tax loss carry forwards:</i>				
Opening balance	0	0	0	0
Change of the year income statement				
Closing balance in the balance sheet	0	0	0	0
<i>Difference between the properties book and tax basis value:</i>				
Opening balance	119,824	24,684	118,996	24,513
Change of the year in income statement	(4,425)	-	,828	,171
Change regarding previous years	-	-	-	-
Company sales	(77,898)	(16,047)		
Closing balance	37,501	8,637	119,824	24,684
Less, attributable to asset acquisitions				
Opening balance				
Company acquisitions				
Closing balance				
Closing balance in the balance sheet	37,501	8,637	119,824	24,684
<i>Total</i>				
Opening balance	119,824	24,684	118,996	24,513
Change of the year in income statement			,828	,171
Change regarding previous years	-	-	-	-
Change of the year in the statement of financial position	-	-	-	

## **20. Financial risk management**

### **20.1. Financing**

Investing in property is a long-term activity and the finance for it needs to be equally long term in nature. In any such investment a balance must be struck between equity and some form of borrowing. Borrowing can increase dramatically the returns on equity earned for shareholders (known as 'gearing') but as the proportion of that borrowing increases so does the risk attendant upon most forms of borrowing. The Group's primary policy in relation to borrowing is that loan finance across the entire portfolio of properties will not exceed 75% loan to value on a consolidated basis and that it will not exceed 85% in respect of any specific property.

The group has not at present issued any corporate bonds and hence relies upon traditional borrowing from major Nordic banks.

### **20.2. Financial policy and risk management**

The financial policy of the group is set by the Board in accordance with their stated objective of investing in Swedish property with an emphasis on residential property.

### **20.3. Financial risk management**

The board is responsible for the management of financial risk within the group. It is advised by the Property Adviser in relation to the business of the group. With loans entered in to on normal commercial mortgage terms for substantial periods of time and secured against real property one of the most significant areas of financial risk is related to the possibility of rises in interest rates which is dealt with below.

### **20.4. Funding risk**

Funding agreements with the group's bank (Danske Bank) are long term agreements on normal commercial mortgage terms. Whilst the interest rate, as described elsewhere, is set on a three monthly basis, the mortgages themselves are amortized over the life of the loans which is 50 years. By agreement with the bank, loans carrying higher rates of interest are amortized earlier than those with lower rates. The board therefore considers that with long term loan funding in place for the investment properties currently owned by the group that funding risk is not a significant issue for the business. The group is not at present involved in any construction projects which would increase the risk that funding would not be forthcoming.

### 20.5. Interest risk

Changes in market interest rates and credit spreads affect borrowing costs. With substantial borrowings the group is potentially at risk from rises in interest rates and their effect both on the acceptable yield for property, which impacts the valuation of the portfolios and the direct effect on cash flow as a result of increased interest payments. As explained elsewhere the board considers that the nature of the Swedish residential rent regulatory system acts to ameliorate somewhat the impact of interest rate rises by corresponding increases in rental receipts. In due course the board may consider entering in to rolling fixed rate borrowing arrangements in order to extend the protection of known fixed rates to the borrowing of the group on a profile which fits the investment horizon of the group. Typically, as was the case with another fund to which the Property Adviser acts as investment manager, such borrowing is a mixture of 2-, 3- and 5-year fixed terms. Despite the rises in interest rates during 2023 the board, given the rate of loan to value and the likely investment horizon for the assets, decided to maintain the current borrowing of the group fixed on a rolling 3 monthly basis and as anticipated interest rates fell during the course of the last 2 years.

### 20.6. Currency risk

The Group is not exposed to significant currency risk as normally all transactions, assets and liabilities are based in the Swedish krona (SEK).

### 20.7. Counterparty risk

Counterparty risk refers to the risk that, at any moment, it is estimated that The Group's counterparties are unable to fulfill their contractual obligations.

The Group limits counterparty risk by requiring high credit ratings of the counterparties. High rating is defined to be that no rating agency indicates a rating that is below investment grade. The Group's counterparties are the major Nordic banks.

### 20.8. Future cashflow

The long term nature of the mortgage arrangements in respect of the group's borrowing means that in the normal course of events the vast majority of the groups mortgage loans do not fall due to be repaid within the course of the next five years other than by normal amortization over a 50-year term (2% per year). There is one loan in place in respect of the Intrenact portfolio in Uddevalla. At 31 December 2025 it stood at SEK 47,697,884 with an interest rate of Stibor 90 + 2%.

## 21. Accrued Expenses and Prepaid Income

	GROUP		PARENT	
	2025	2024	2025	2024
Pre-paid rents	472,145	1,009,383		
Accrued interest	9,881	30,593		
Other	1,794,799	675,784	110,000	110,000
Total	2,276,825	1,715,760	110,000	110,000

## 22. Pledged assets

	GROUP		PARENT	
	2025	2024	2025	2024
Property mortgages	74,000,000	157,957,000		
<b>Total</b>	<b>74,000,000</b>	<b>157,957,000</b>		

## 23. Long-term receivables, group companies

(SEK Th)	PARENT	
	2025	2024
Opening acquisition value	24,094	25,998
New lending to subsidiaries	-	-
Payment from subsidiaries	(1,174)	(1,903)
Closing balance/Book value	<b>22,920</b>	<b>24,094</b>

## 24. Financial instruments

The different categories of financial instruments in the Group's balance sheet are presented in the tables below:

Loans and accounts receivable (SEK Th)	GROUP		PARENT	
	2025	2024	2025	2024
<b>Assets</b>				
Rent receivables	290	172		
Other receivables	58,982	323	-	-
Cash and bank	8,069	754	43	63
<b>Total</b>	<b>67,341</b>	<b>1,251</b>	<b>43</b>	<b>63</b>
Financial liabilities recorded at accrued acquisition value				
<b>Liabilities</b>				
Interest rate derivatives	-	-		
Currency derivatives				
Long-term liabilities	-	1,300	-	883
Accounts payable	5,136	3,197	107	87
Other liabilities	67,939	139,330	117	117
<b>Total</b>	<b>73,075</b>	<b>143,827</b>	<b>224</b>	<b>1,087</b>

There are no restrictions on the ability of the group to utilize its cash resources as it requires.

## 25. Fair value measurements

Financial assets and financial liabilities measured at fair value in the statement of financial position are grouped into three Levels of a fair value hierarchy. The three Levels are defined based on the observability of significant inputs to the measurement, as follows:

- Level 1: quoted prices (unadjusted) in active markets for identical assets or liabilities
- Level 2: inputs other than quoted prices included within Level 1 that are observable for the asset or liability, either directly or indirectly
- Level 3: unobservable inputs for the asset or liability.

There were no transfers between Level 1 and Level 2 in 2024 or 2025.

The valuation techniques used for instruments categorized in Levels 2 and 3 are described below:

### **Investment properties (Level 3)**

Investment properties are initially recorded at acquisition cost which includes expenses directly related to the acquisition and are subsequently recorded at fair value with changes in value being taken to the income statement. Fair value is calculated by reference to ongoing discussions for sale and previous independent valuations.

### **Subsequent events**

No adjusting events have occurred between the 31 December reporting date and the date of authorization.

## 26. Authorization of financial statements

The consolidated financial statements for the year ended 31 December 2025 (including comparatives) were approved by the board of directors on 26<sup>th</sup> May 2026.

Trollhättan as digitally signed

Anders Hammar  
Chief Executive Officer

Peter Thungren  
Board member

Huw Evans  
Chairman of the board



# Document history

## Document summary

**COMPLETED BY ALL:**

27.05.2026 15:06

**SENT BY OWNER:**

Katarina Eklund · 27.05.2026 11:47

**DOCUMENT ID:**

Sy1nTN4IMx

**ENVELOPE ID:**

Hk0i6VVlzx-Sy1nTN4IMx

**DOCUMENT NAME:**

Evanridge IFRS 2025 final.pdf

42 pages

**SHA-512:**

92e7044e885a3159f7df44712cce456844e24cc7c6f364  
4bcea99451d7a0e03d99b05ef88d322858b123dcbb84e  
a0368ff63ec9e938a8ef41d3c589b130bdf1c

Verified ensures that the document has been signed according to the method stated above.

Copies of signed documents are securely stored by Verified.

**To review the signature validity, please open this PDF using Adobe Reader.**



GDPR  
compliant







eIDAS  
standard



PAdES  
sealed

## 🕒 Activity log

RECIPIENT	ACTION*	TIMESTAMP (CET)	METHOD	DETAILS
Huw Evans	 Signed	27.05.2026 11:52	Touch Sign	IP: 217.35.86.34 
huw@evanridge.net	Authenticated	27.05.2026 11:50	Low	IP: 217.35.86.34
ANDERS MIKAEL HAMMAR	 Signed	27.05.2026 12:55	eID	Swedish BankID (DOB: 1960/05/23)
Anders@hammarnordic.se	Authenticated	27.05.2026 12:54	Low	IP: 38.87.93.159
Peter Thungren	 Signed	27.05.2026 15:06	eID	Swedish BankID (DOB: 1959/09/23)
pt.gimmie@gmail.com	Authenticated	27.05.2026 15:04	Low	IP: 94.254.62.228

\* Action describes both the signing and authentication performed by each recipient. Authentication refers to the ID method used to access the document.

## 📎 Attachments

No attachments related to this document

## ⚙️ Custom events

No custom events related to this document

Verified ensures that the document has been signed according to the method stated above.

Copies of signed documents are securely stored by Verified.

**To review the signature validity, please open this PDF using Adobe Reader.**



GDPR  
compliant



eIDAS  
standard



PAdES  
sealed